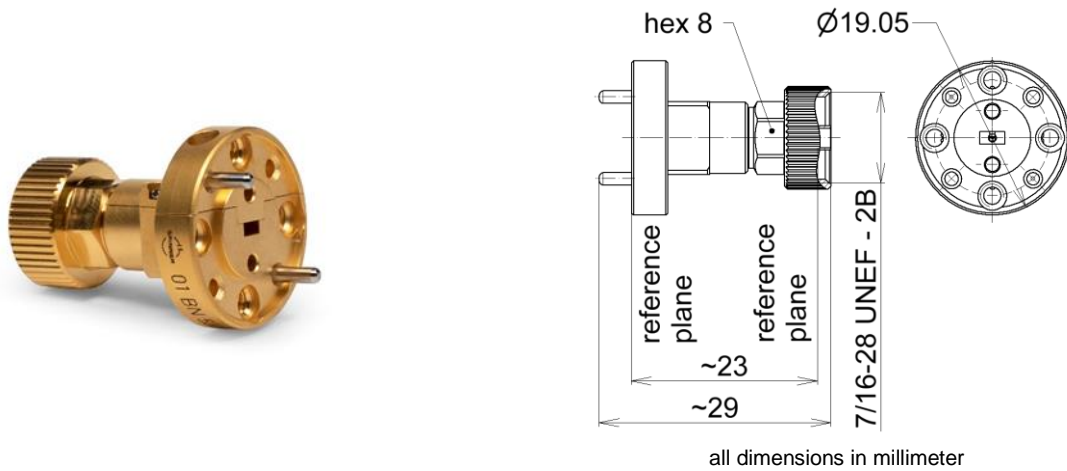


Waveguide to Coaxial Adapter || BN 533142C0001



all dimensions in millimeter

Technical characteristics

Waveguide interface aperture	R 740 per IEC 60153-2 (WR 12 per EIA RS-261)
Waveguide interface connector	UFC 740 per IEC 60154-2 compatible to M3922/67-009 (UG-387/U)
Coaxial interface type	1.0 mm socket per IEC 61169-31 (50 Ω) ruggedized by enlarged thread
Frequency range	60 to 90 GHz (E band)
Return loss, min. / typ.	16 dB / 20 dB
Insertion loss, max. / typ.	0.7 dB / 0.5 dB
Housing material / surface finish	beryllium copper / gold plated copper alloy / gold plated
Inner conductor material / surface finish	beryllium copper, age hardened / gold plated
Other metal parts material / surface finish	stainless steel / passivated
Weight, approx.	0.02 kg
Marking	laser engraving

Environmental conditions

Operation	
Ambient temperature range	+18 to +28°C
Relative humidity, max.	95% (non-condensing)
Storage	
Ambient temperature range	-40 to +70°C
Relative humidity, max.	95% (non-condensing)

Scope of delivery and accessories

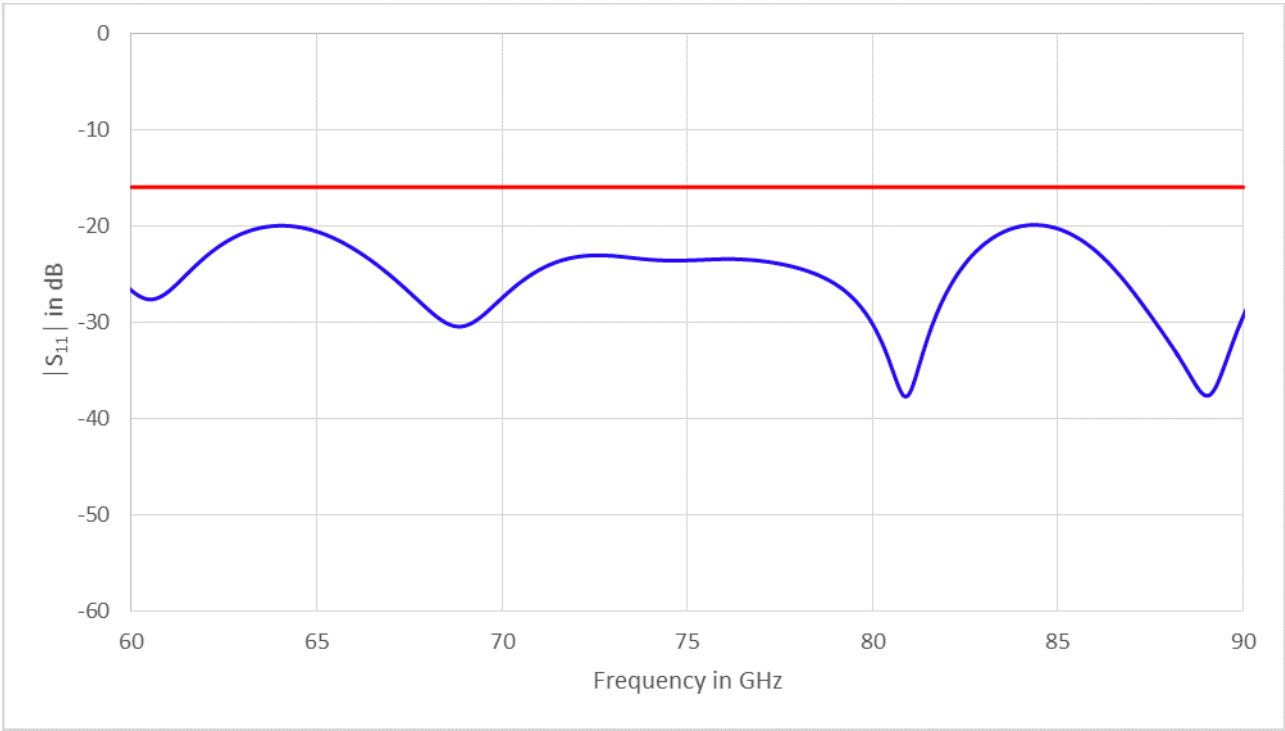
Scope of delivery	data sheet, handling instructions, protective caps, socket-head cap screws no. 4-40 UNC
-------------------	--------------------------------------------------------------------------------------------

SPINNER GmbH
 This document is proprietary to us.
 All rights reserved. Any use, transfer, or reproduction of this document
 or the know-how contained therein requires our express consent.

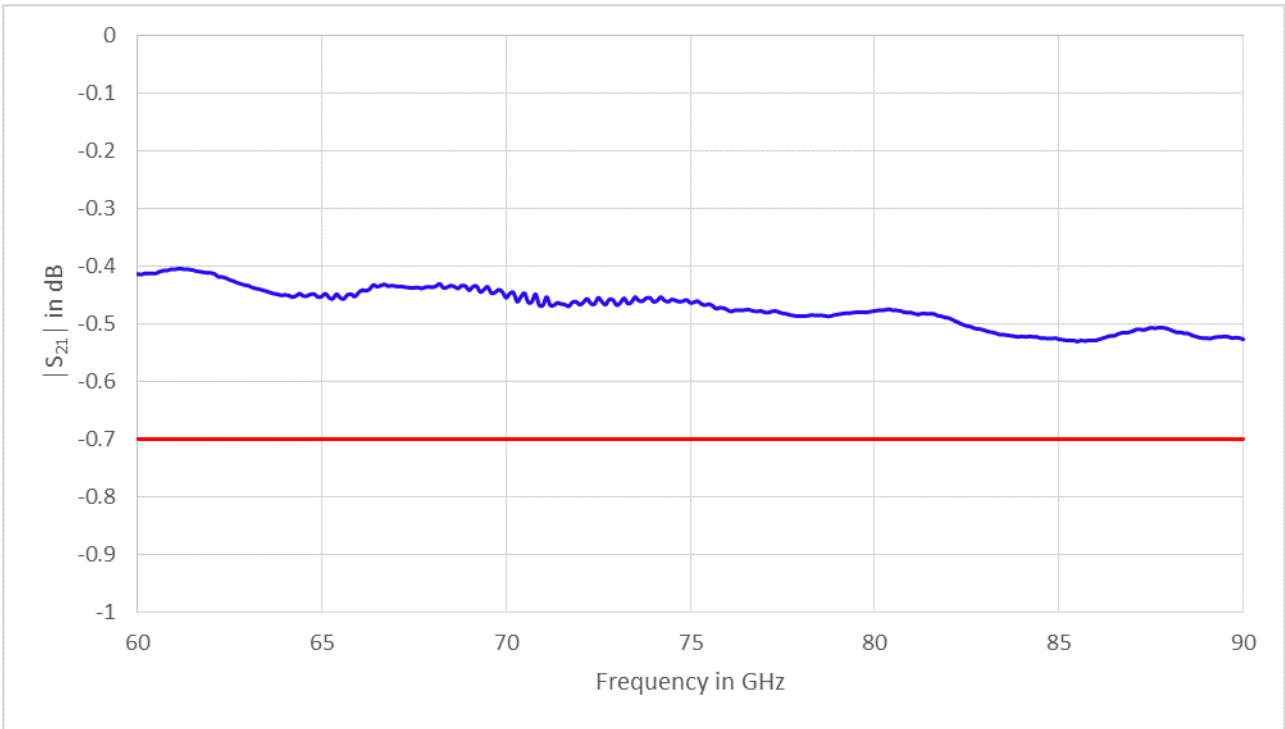
Template TD-00002Y

Waveguide to Coaxial Adapter || BN 533142C0001

Typical return loss response



Typical insertion loss response



SPINNER GmbH
This document is proprietary to us.
All rights reserved. Any use, transfer, or reproduction of this document
or the know-how contained therein requires our express consent.

Template TD-00002Y