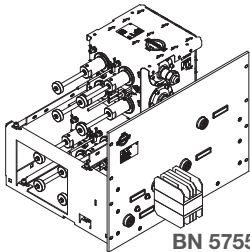
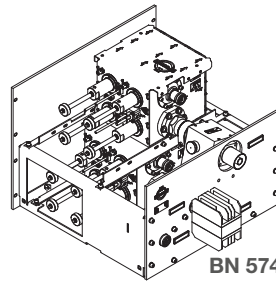
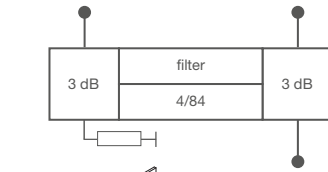


## UHF CIB Combiners

- Compact design as 19" slide-in unit
- Suitable for analogue and digital TV
- For 6, 7 and 8 MHz channel bandwidth
- Temperature compensated
- Tuneable within the whole UHF range



BN 575572C0001



BN 574901C0002

Part Number Front Plate Design	BN 575572C0001 With Ports at Front Plate	BN 574901C0001 With Ports at Front Plate																											
	BN 575572C0002 With Ports at Rear Side	BN 574901C0002 With Ports at Rear Side																											
Frequency range	470 - 860 MHz																												
Channel spacing	≥ 1																												
<b>Narrowband input</b>	7-16 female																												
Filter type integrated cavities/size	4/84 ≡ BN 616400																												
Temperature stability	≤ 2 kHz / K																												
Harmonics attenuation	≥ 45 dB for f ≤ 950 MHz																												
DTV mask filtering	No																												
Channel width	8 MHz ( $\hat{U}/U_{rms}=13$ dB)	6 MHz ( $\hat{U}/U_{rms}=13$ dB)																											
Average input power	≤ 1.5 kW	≤ 1.5 kW																											
Tuning instruction	AS4055	AS4038																											
Insertion loss (alternative tuning on request)	<table border="0"> <tr> <td></td> <td>470 MHz</td> <td>860 MHz</td> </tr> <tr> <td><math>f_0</math></td> <td>≤ 0.40 dB</td> <td>≤ 0.45 dB</td> </tr> <tr> <td><math>f_0 \pm 3.805</math></td> <td>≤ 0.50 dB</td> <td>≤ 0.60 dB</td> </tr> <tr> <td><math>f_0 \pm 3.885</math></td> <td>≤ 0.50 dB</td> <td>≤ 0.60 dB</td> </tr> <tr> <td><math>f_0 \pm 12</math></td> <td colspan="2">≥ 28 dB</td> </tr> </table>		470 MHz	860 MHz	$f_0$	≤ 0.40 dB	≤ 0.45 dB	$f_0 \pm 3.805$	≤ 0.50 dB	≤ 0.60 dB	$f_0 \pm 3.885$	≤ 0.50 dB	≤ 0.60 dB	$f_0 \pm 12$	≥ 28 dB		<table border="0"> <tr> <td></td> <td>470 MHz</td> <td>860 MHz</td> </tr> <tr> <td><math>f_0</math></td> <td>≤ 0.45 dB</td> <td>≤ 0.55 dB</td> </tr> <tr> <td><math>f_0 \pm 3</math></td> <td>≤ 0.60 dB</td> <td>≤ 0.75 dB</td> </tr> <tr> <td><math>f_0 \pm 9</math></td> <td colspan="2">≥ 30 dB</td> </tr> </table>		470 MHz	860 MHz	$f_0$	≤ 0.45 dB	≤ 0.55 dB	$f_0 \pm 3$	≤ 0.60 dB	≤ 0.75 dB	$f_0 \pm 9$	≥ 30 dB	
	470 MHz	860 MHz																											
$f_0$	≤ 0.40 dB	≤ 0.45 dB																											
$f_0 \pm 3.805$	≤ 0.50 dB	≤ 0.60 dB																											
$f_0 \pm 3.885$	≤ 0.50 dB	≤ 0.60 dB																											
$f_0 \pm 12$	≥ 28 dB																												
	470 MHz	860 MHz																											
$f_0$	≤ 0.45 dB	≤ 0.55 dB																											
$f_0 \pm 3$	≤ 0.60 dB	≤ 0.75 dB																											
$f_0 \pm 9$	≥ 30 dB																												
Group delay variation	$\Delta\tau \leq 90$ ns	$\Delta\tau \leq 100$ ns																											
<b>Wideband input</b>	7-16 female	1 5/8" SMS unflanged																											
Average input power	≤ 1.1 kW	≤ 7 kW																											
	Attention: The power at the wideband input must be reduced by 50 % of the power fed into the narrowband input.																												
DTV mask filtering	No																												
Insertion loss	≤ 0.1 dB (non adjacent)																												
<b>Output</b>	7-16 female	1 5/8" SMS unflanged																											
Average output power	-	≤ 7 kW																											
Peak output voltage	≤ 2.8 kV	≤ 8.5 kV																											
Isolation between inputs	≥ 35 dB																												
VSWR (one WB channel)	≤ 1.06																												
Dimensions (L x W x H) mm	503 x 483 x 355 (8RU)	560 x 483 x 355 (8RU)																											
Weight	≈ 20 kg	≈ 25 kg																											
Environmental conditions	For limitations see „Environmental Conditions for Broadcast Products“.																												