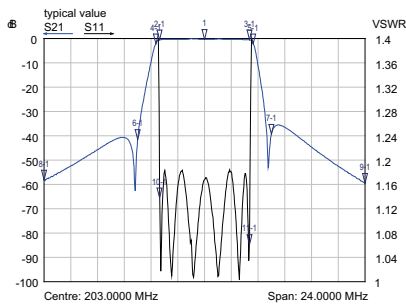

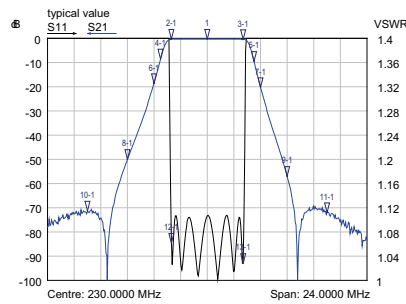


2.5 kW - 5.2 kW Band 3 DTV Bandpass Filters

- Masks filters for ATV and DTV
- For 6, 7 and 8 MHz channel bandwidth
- With cross coupling (notch function)
- Tuneable within band 3
- Temperature compensated
- DC block
- Installation standing



Typical diagram AS6044



Typical diagram AS6079

Part Number	BN 617126	BN 617126C0010	BN 617126C4033 Fan Cooled
Frequency range	174 - 230 MHz		
Number/size of cavities	6/150		
Mask filtering	DVB-T @ 7 MHz ($\dot{U}/U_{rms} = 13$ dB)		ATSC 1.0 @ 6 MHz ($\dot{U}/U_{rms} = 11$ dB)
Average input power	≤ 2.5 kW BN 617126 ≤ 4.0 kW BN 617126C0010 ≤ 5.2 kW BN 617126C4033 @ 0 - 500 m		≤ 2.5 kW BN 617126 ≤ 3.6 kW BN 617126C0010 ≤ 4.5 kW BN 617126C4033 @ 0 - 500 m
Tuning instruction	AS6044		AS6079
Insertion loss & mask filtering (alternative tuning on request)	$f_0 \leq 0.30$ dB $f_0 \pm 3.35 \leq 0.60$ dB $f_0 \pm 3.50 \geq 0.70$ dB $f_0 \pm 3.65 \geq 2.00$ dB $f_0 \pm 5.00 \geq 35.0$ dB $f_0 \pm 12.0 \geq 55.0$ dB		$f_0 \leq 0.35$ dB $f_0 \pm 2.69 \leq 0.60$ dB $f_0 \pm 3.00 \geq 1.30$ dB $f_0 \pm 3.50 \geq 5.00$ dB $f_0 \pm 4.00 \geq 11.0$ dB $f_0 \pm 6.00 \geq 30.0$ dB $f_0 \pm 9.00 \geq 65.0$ dB
VSWR (passband range)	≤ 1.20		≤ 1.15
Group delay variation	$\Delta\tau \leq 300$ ns		$\Delta\tau \leq 200$ ns
Temperature stability	≤ 2 kHz / K		
Connectors	7-16 female		1 5/8" EIA
Dimensions (L x W x H) mm	461 x 326 x 681		516 x 347 x 681
Weight	≈ 42 kg		≈ 45 kg
Environmental conditions	For limitations see „Environmental Conditions for Broadcast Products“.		