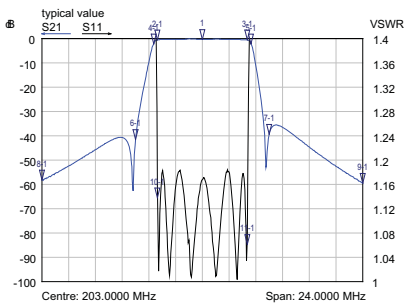
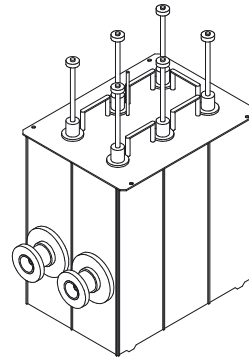
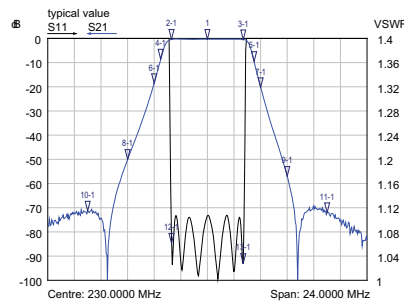


## 2.5 KW - 4 KW BAND 3 DTV BANDPASS FILTERS

- mask filter for ATV and DTV
- for 6, 7 and 8 MHz channel bandwidth
- with cross coupling (notch function)
- tuneable within band 3
- temperature compensated
- DC block
- installation standing



Typical diagram AS6044



Typical diagram AS6079

Part number	BN 61 71 26	BN 61 71 26 C0010
Connectors	7-16 female	1 5/8" EIA
Frequency range	174 - 230 MHz	
Number / Size of cavities	6 / 150	
Mask filtering	DVB-T @7 MHz ( $\dot{U}/U_{rms} = 13$ dB)	ATSC @6 MHz ( $\dot{U}/U_{rms} = 11$ dB)
Average input power	≤ 2.5 kW <b>BN 61 71 26</b> ≤ 4.0 kW <b>BN 61 71 26 C0010</b>	≤ 2.5 kW <b>BN 61 71 26</b> ≤ 3.6 kW <b>BN 61 71 26 C0010</b>
Tuning instruction	AS6044	AS6079
Insertion loss & Mask filtering (alternative tuning on request)	$f_0 \leq 0.30$ dB $f_0 \pm 3.35 \leq 0.60$ dB $f_0 \pm 3.50 \geq 0.70$ dB $f_0 \pm 3.65 \geq 2.00$ dB $f_0 \pm 5.00 \geq 35.0$ dB $f_0 \pm 12.0 \geq 55.0$ dB	$f_0 \leq 0.35$ dB $f_0 \pm 2.69 \leq 0.60$ dB $f_0 \pm 3.00 \geq 1.30$ dB $f_0 \pm 3.50 \geq 5.00$ dB $f_0 \pm 4.00 \geq 11.0$ dB $f_0 \pm 6.00 \geq 30.0$ dB $f_0 \pm 9.00 \geq 65.0$ dB
VSWR (pass band range)	≤ 1.20	≤ 1.15
Group delay variation	$\Delta\tau \leq 300$ ns	$\Delta\tau \leq 200$ ns
Temperature stability	≤ 2 kHz / K	
Connectors	7-16 female	1 5/8" EIA
Dimensions (L x W x H) mm	461 x 326 x 681	512 x 326 x 684
Weight	ca. 42 kg	
Environmental conditions	for limitations see „Environmental Conditions for Broadcast Products“	