
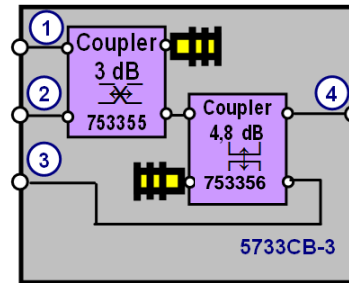


Coupler Unit



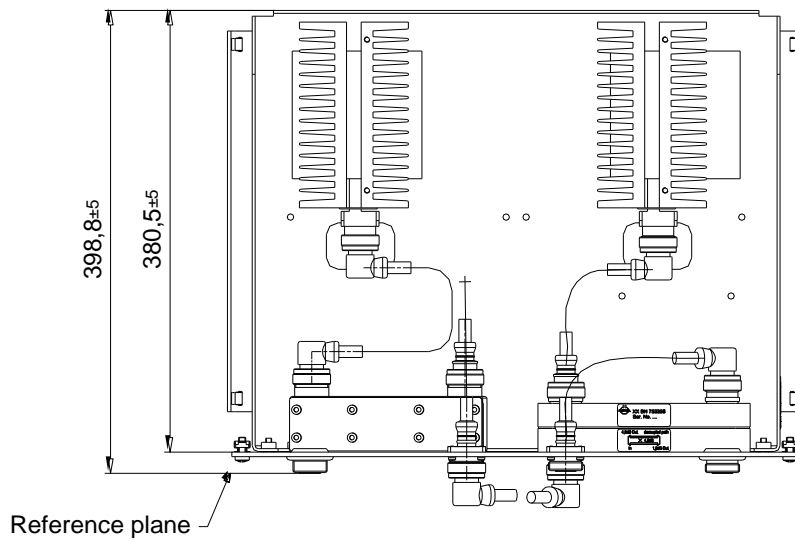
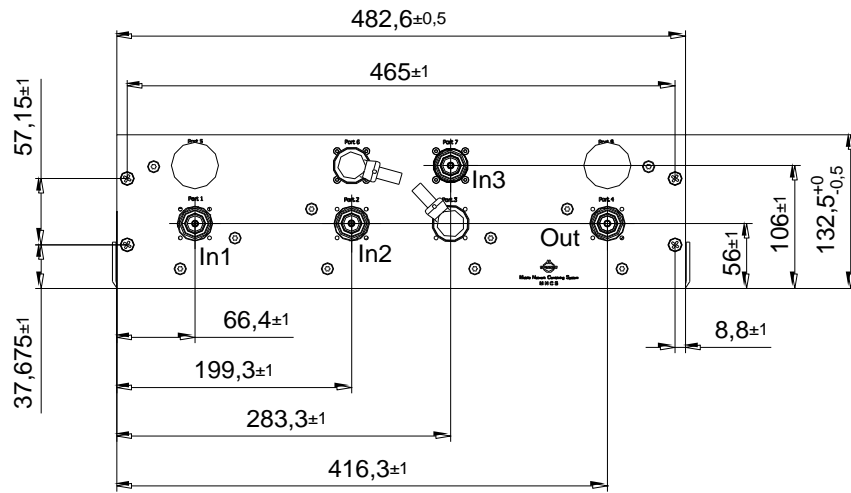
not binding



block diagram

Part number	BN 570430	
Basis modul	BN 5733CB-3	
Consisting of	1 pcs. 753355, 1 pcs. 753356 2 pcs. Coaxial load 100 W low IM (BN 534280)	
Connectors	7-16 female (50 Ohms)	
Frequency range	698 - 2700 MHz Port identification according to front-panel inscription.	
Insertion loss	Port 1 → Port 4 Port 2 → Port 4 Port 3 → Port 4	≤ 5.5 dB ≤ 5.5 dB ≤ 5.5 dB
Isolation	Port 1 ↔ Port 2 Port 1 ↔ Port 3 2170-2700 MHz Port 2 ↔ Port 3 2170-2700 MHz	≥ 25 dB ≥ 30 dB ≥ 25 dB ≥ 30 dB ≥ 25 dB
VSWR	698 -2170 MHz 2170-2700 MHz	≤ 1.15 ≤ 1.25
Test voltage	500 V (without loads)	
Power rating	Port 1, 2, 3	100 W CW max.
IM – value 3rd order @ 2 x 20 W	≤ -155 dBc typ. -160 dBc	
Special feature	DC-by-pass 2.5 A AISG conform (Port 1 → Port 4)	
Degree of protection	IP 20	
Temperature range	-5 °C– +55 °C	
Weight	7.5 kg	

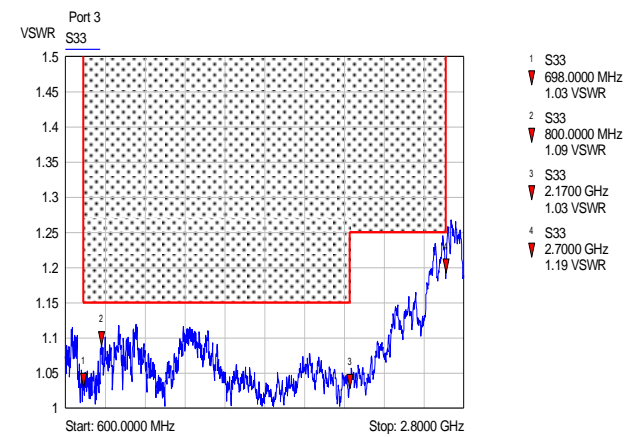
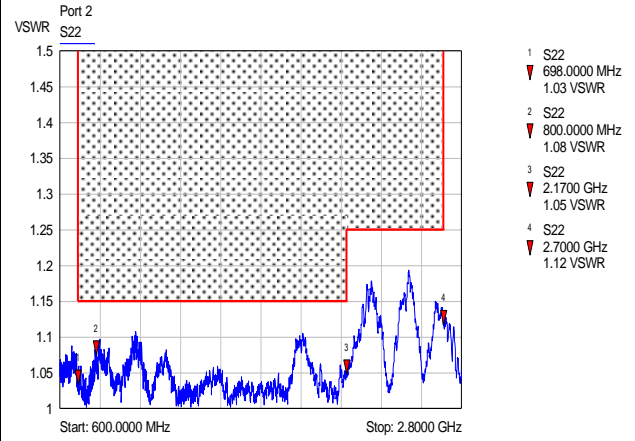
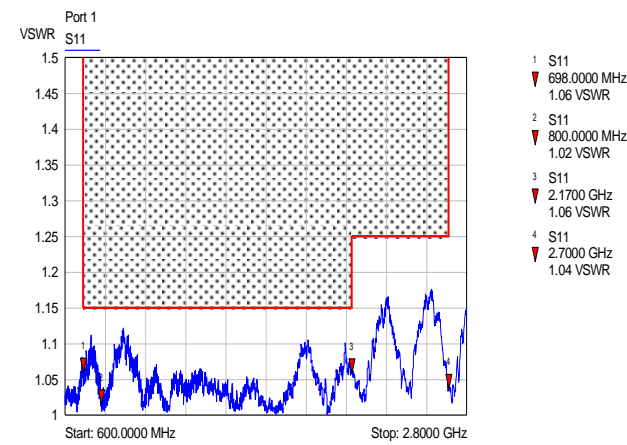
Dimensions:



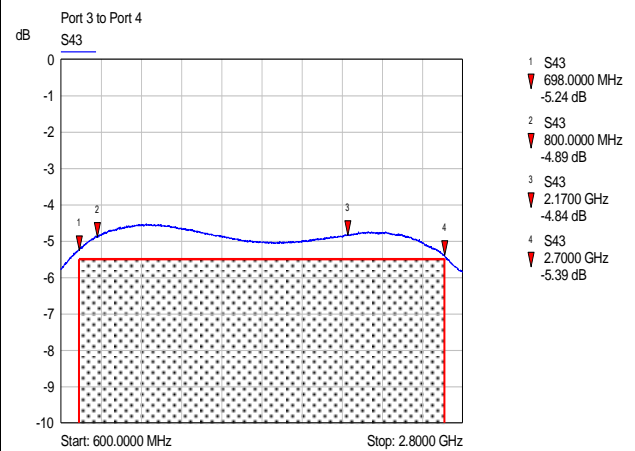
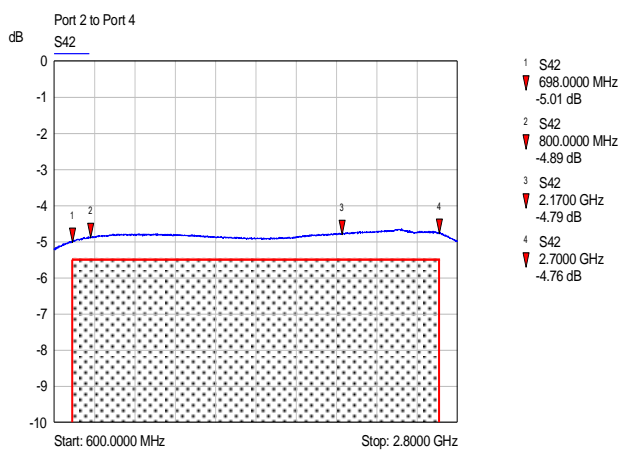
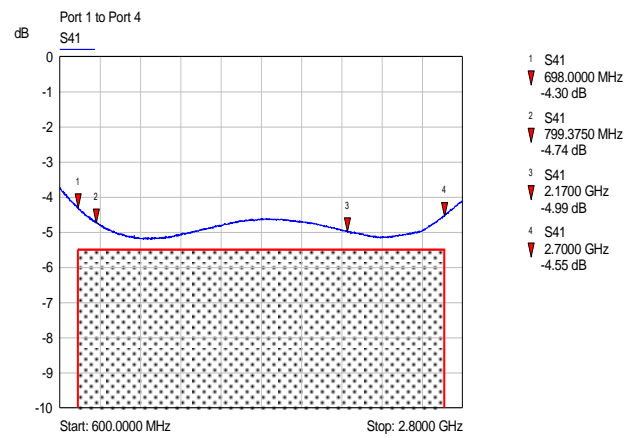
modifications reserved

Measurements:

VSWR:



Insertion loss:



Isolation:

