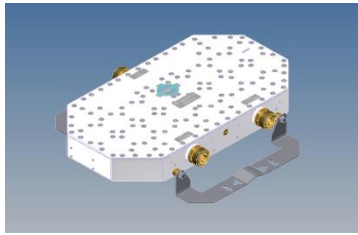
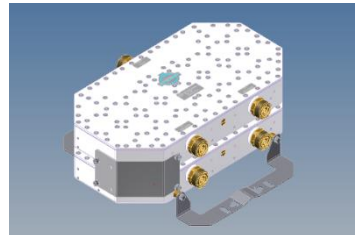


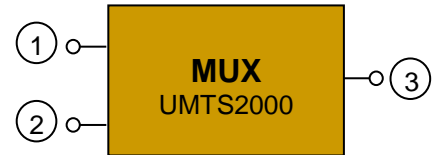
Multiplexer UMTS 2000 4 Cavities with DC-by-pass



Single Unit



Double Unit



Block Diagram

Part number		BN 570612	BN 570615
Version		single	double
Connectors		7-16 socket (50 Ohms)	
Frequency range		1920 – 1980 MHz (UL) 2110 – 2170 MHz (DL)	
Tuning example	Passband	1940 – 1950 MHz (UL1) / 2130 – 2140 MHz (DL1)	
Frequency range		1970 – 1980 MHz (UL2) / 2160 – 2170 MHz (DL2)	
Factory tunable bandwidth range		10 - 20 MHz	
Out of Band Rejection	Pass band = Band gap	≥ 33 dB	
	Pass band = 2 x Band gap	≥ 30 dB	
	2 x Pass band = Band gap	≥ 55 dB	
Insertion loss	Pass band = Band gap	≤ 1.4 dB	
	Pass band = 2 x Band gap		
	2 x Pass band = Band gap		
VSWR		≤ 1.25	
Power rating		100 W (CW)	
Intermodulation products in RX band with 2 x 43dBm (20 W)		≤ -150 dBc   typical: ≤ -160 dBc	
DC-by-pass		Port 1 to Port 3 or Port 2 to Port 3 (max. 1A per input max. 60V DC(AISG Standard, 2.0, § 6.4))	
Degree of protection		IP 65	
Environmental conditions		ETSI EN 300019-1-1 Class 1.2 ETSI EN 300019-1-2 Class 2.3 ETSI EN 300019-1-3 Class 4.1E	
Wall / Mast mounting		part of delivery	
Paint color		Grey	
Dimensions (LxWxH) (without mounting kit)		255mm x 379mm x 48mm	255mm x 398mm x 106mm
Weight		6.3 kg	13 kg
Temperature range		-5 °C – +65 °C	