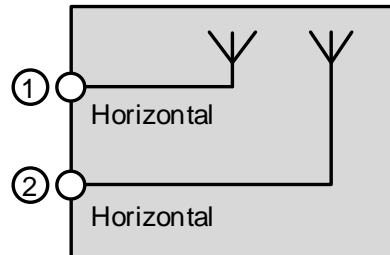


Thin HH-Pol Omni Antenna, 380MHz-4300MHz



not binding



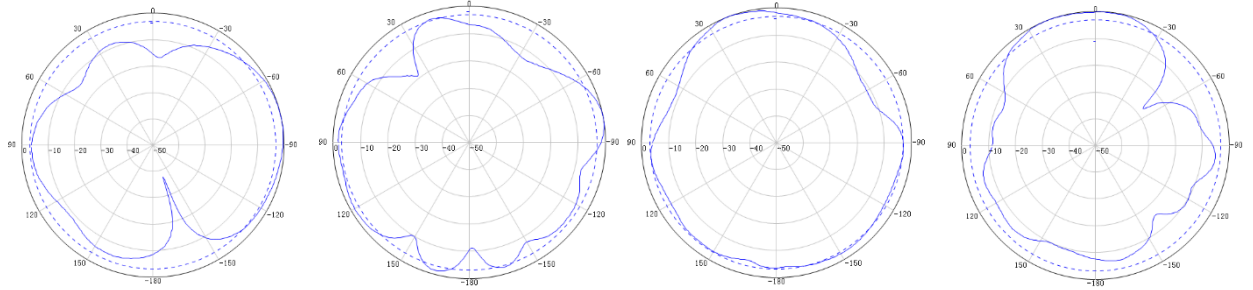
block diagram

Part number		BN A77693			
Connector		2 x 4.3-10 female (50 Ω)			
Frequency range, [MHz]		380-520	698-960	1710-2700	3300-4300
Gain, [dBi]		3.0±1.0	3.0±1.0	4.0±1.0	5.0±1.0
Polarization		Dual Horizontal			
Beam width	Horizontal, [deg]	85-250	50-180	50-180	45-100
	Vertical, [deg]	50-220	35-100	30-100	30-80
VSWR		≤2.5	≤2.0	≤2.0	≤2.0
Isolation, [dB]		≥7	≥10	≥23	≥30
Intermodulation (IM3) @ 2x 20 W, [dBc]		/	≤-150		
Input power, [W]		max. 50 per port.			
Degree of protection		Indoor / IP54			
Weight, without Mounting Kit, [kg]		0.9			
Radome Material and Color		ABS, White, RAL9003			
Temperature range, [°C]		-55 – +60			
Dimensions, [mm]		Ø360 x 24			
Operational Humidity		<95%			
RoHS		Compliant			
Flammability rating		UL 94-V0			
Fire load, [kWh]		6.25			
Installation instructions		M36535			
Mounting Kit		Ceiling ¹⁾ , via hole(standard)			

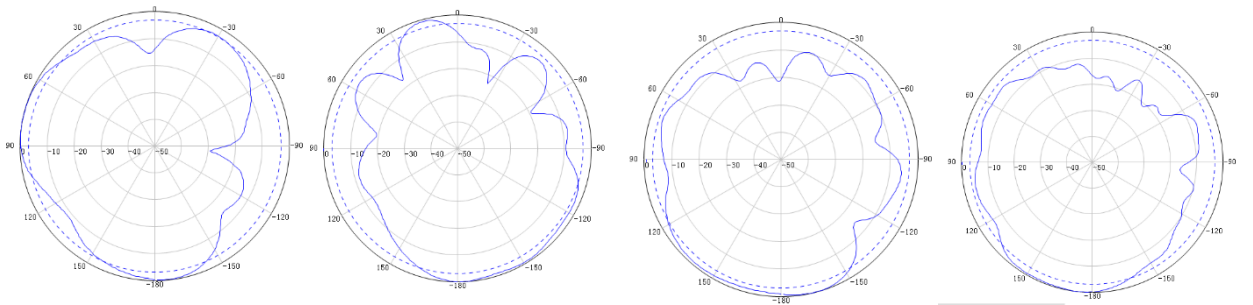
¹⁾ The installation of thin antennas is not recommended for metal ceilings.

Radiation pattern:

Horizontal pattern



Vertical pattern



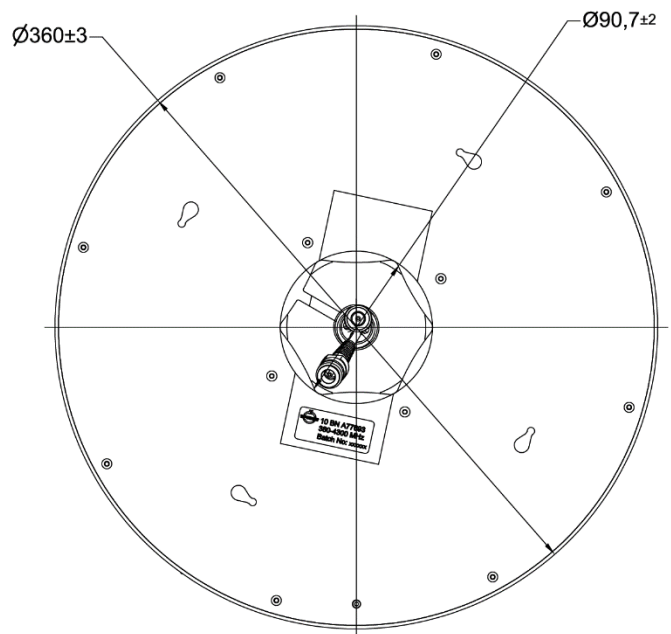
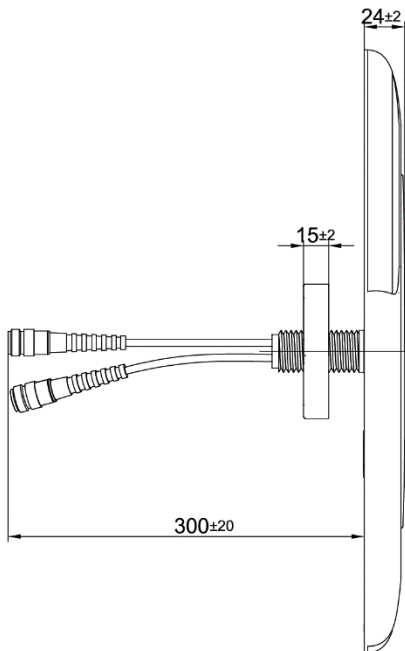
900MHz

1710MHz

2500MHz

3500MHz

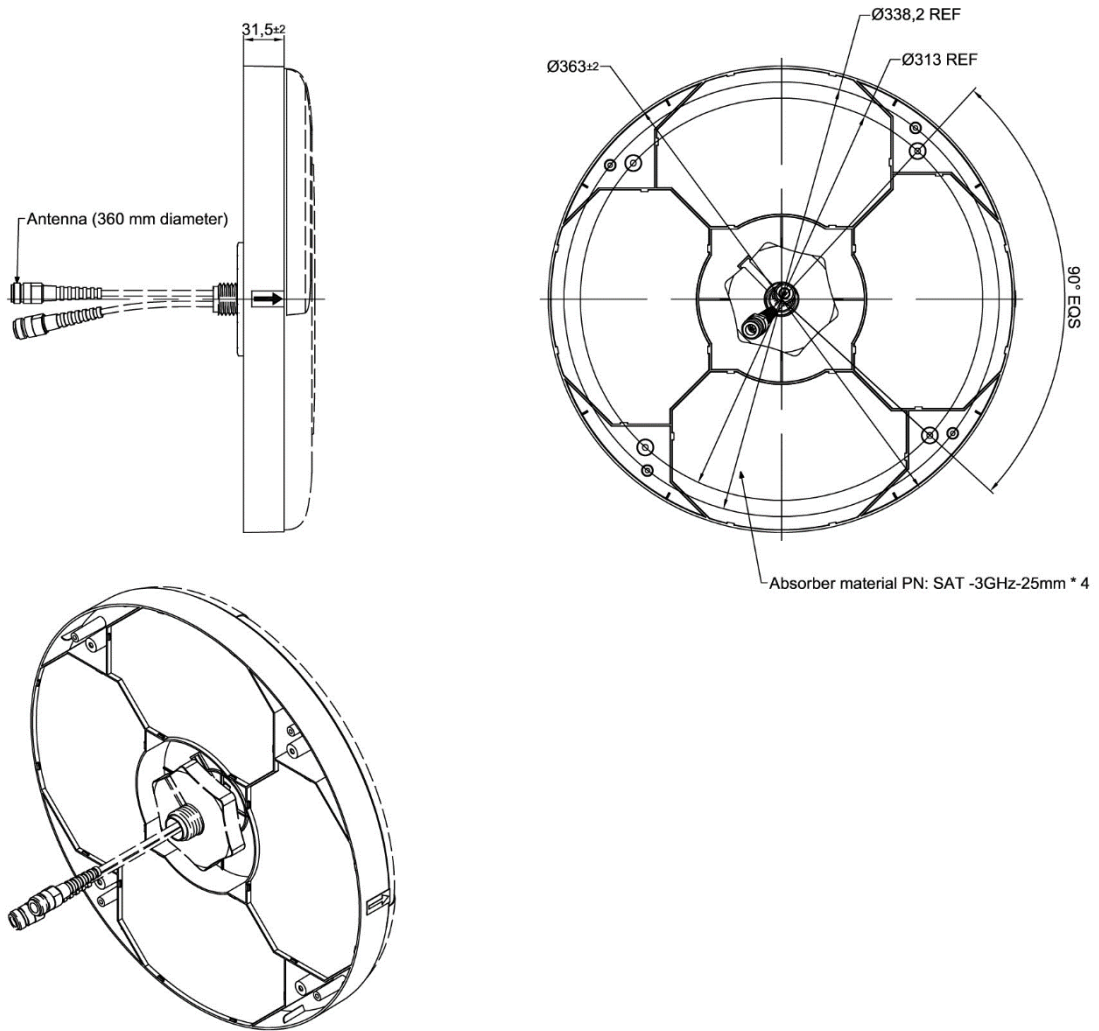
Dimensions and mounting:



Standard:

4.3-10 female (50 ohms): IEC 61169-54

Absorbing/Mounting accessory BN A77699 (optional)



Subject to change without notice