
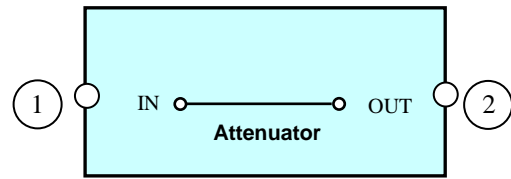


COAXIAL ATTENUATOR



Picture not binding



block diagram

Electrical characteristics

Part number	BN 528652	BN 528653	BN 528654	BN 528655
Attenuation	3 ± 0.4 dB	6 ± 0.4 dB	10 ± 0.5 dB	20 ± 0.5 dB
Frequency range	DC - 4 GHz			
Impedance	50 Ohm			
VSWR	≤ 1.2			
Power Rating	5 W (CW) max. 1)			

Mechanical characteristics

Connectors	N plug / N socket
Dimensions, approx.	20 x 70 x 20 mm (Width x Height x Depth)
Weight, approx.	65 g
Wall / Mast mounting	n/a
Material and surface	
Outer conductor	Bright nickel-plated
Inner conductor (M)	Gold-plated
Inner conductor (F)	Gold-plated
Housing	Aluminum

Environmental conditions

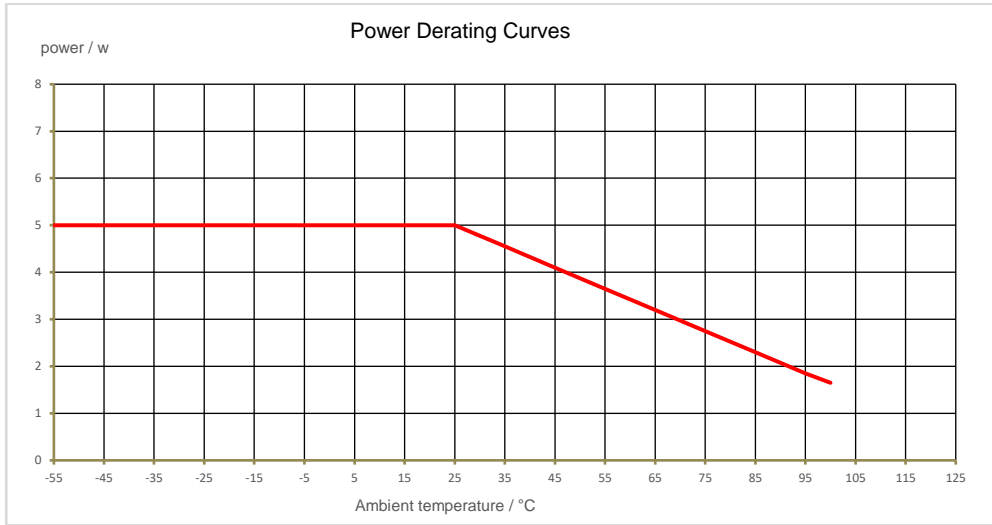
Class. of environmental conditions	ETSI EN 300019-1-1 Class 1.2 ETSI EN 300019-1-2 Class 2.3 ETSI EN 300019-1-3 Class 3.3
Degree of protection	IP 40
Operation Ambient temperature range	-55 °C to +25 °C full Power 1)
Storage Ambient temperature range	-40 °C to +85 °C
Relative humidity, max.	95% (non-condensing)

This document is proprietary to us. All rights reserved. Any use, transfer, or reproduction of this document or the know-how contained therein requires our express consent.

Template TD-00002Y

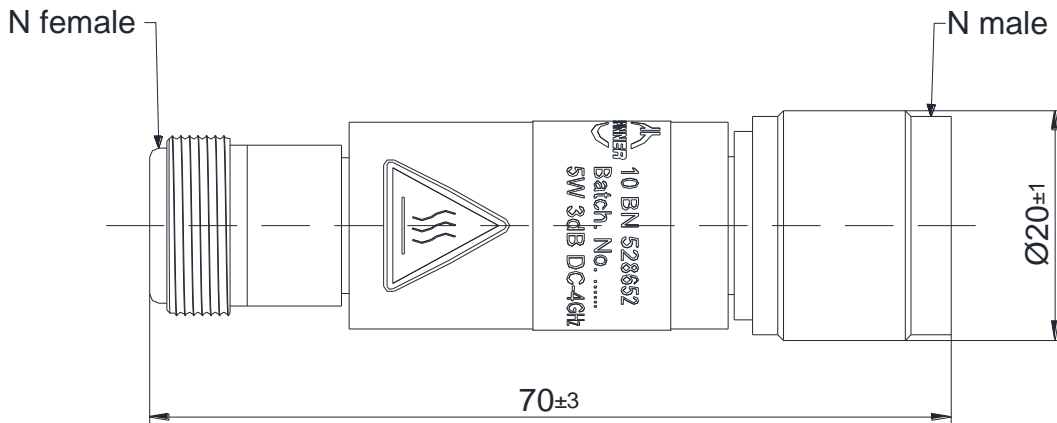
COAXIAL ATTENUATOR

1) The maximum power handling is reduced with rising ambient temperatures as follows



SPINNER GmbH  
 This document is proprietary to us.  
 All rights reserved. Any use, transfer, or reproduction of this document  
 or the know-how contained therein requires our express consent.

Outline (all dimensions in millimeter)



Standard:

N female (50 ohms): CECC 22210, IEC 61169-16

modifications reserved

Template TD-00002Y