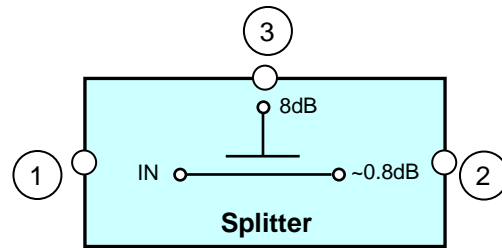


Coaxial 2-Way-Splitter



not binding



block diagram

SPINNER GmbH
 This document is proprietary to us.
 All rights reserved. Any use, transfer, or reproduction of this document
 or the know-how contained therein requires our express consent.

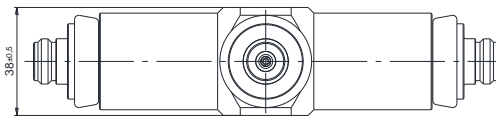
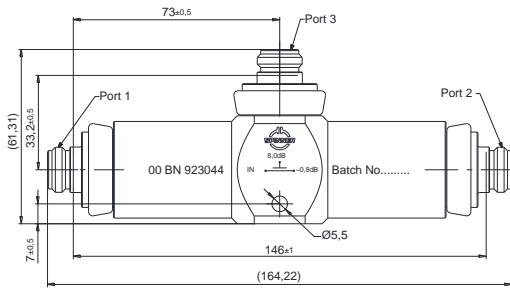
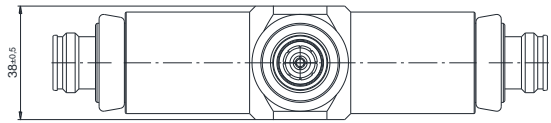
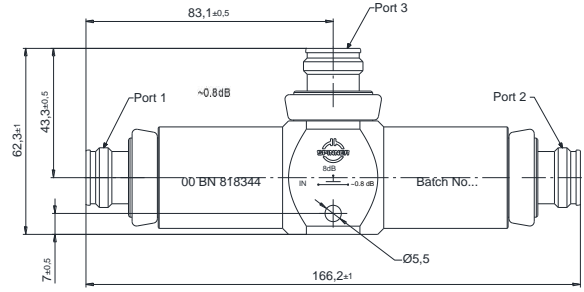
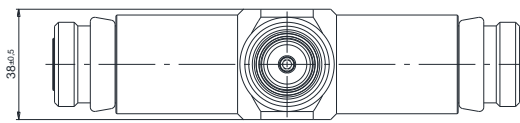
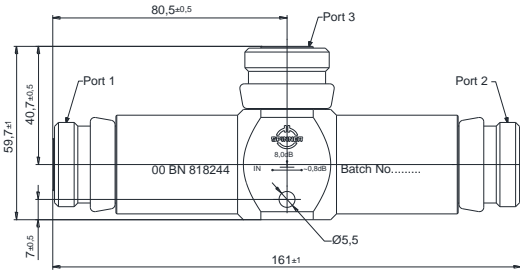
Part number	BN 818244		BN 818344	BN 923044
Connectors	7-16 socket (50 Ohms)		4.3-10 socket (50 Ohms)	N socket (50 Ohms)
Splitting ratio	1 : 0.16 : 0.84			
Frequency range	Range 1	170 – 380 MHz		
	Range 2	380 – 1500 MHz		
	Range 3	1710 – 2700 MHz		
Insertion loss	~ 0.8 dB (Main line)			
Coupling	Range 1	8 dB ± 1.5 dB		
	Range 2	8 dB ±1 dB		
	Range 3	8 dB ±1 dB		
VSWR	≤ 1.35 (Port 1, 2) *			
Power rating	500 W CW (5 kW peak / 20µs)			250 W CW (5 kW peak / 20µs)
IM – value	≤ -155 dBc typical: ≤ -160dBc		≤ -160 dBc typical: ≤ -165dBc	≤ -150 dBc typical: ≤ -155dBc
3rd order @ 2 x 20 W				
Degree of protection	IP 68			
Environmental conditions	ETSI EN 300019-1-1 Class 1.2 ETSI EN 300019-1-2 Class 2.3 ETSI EN 300019-1-4 Class 4.1E			
Weight	0.55 kg			
Wall / Mast mounting	to be ordered separately under BN B09499			
Temperature range	-40 °C – +70°C			

* According to DIN 14024-1

Template TD-00002Y

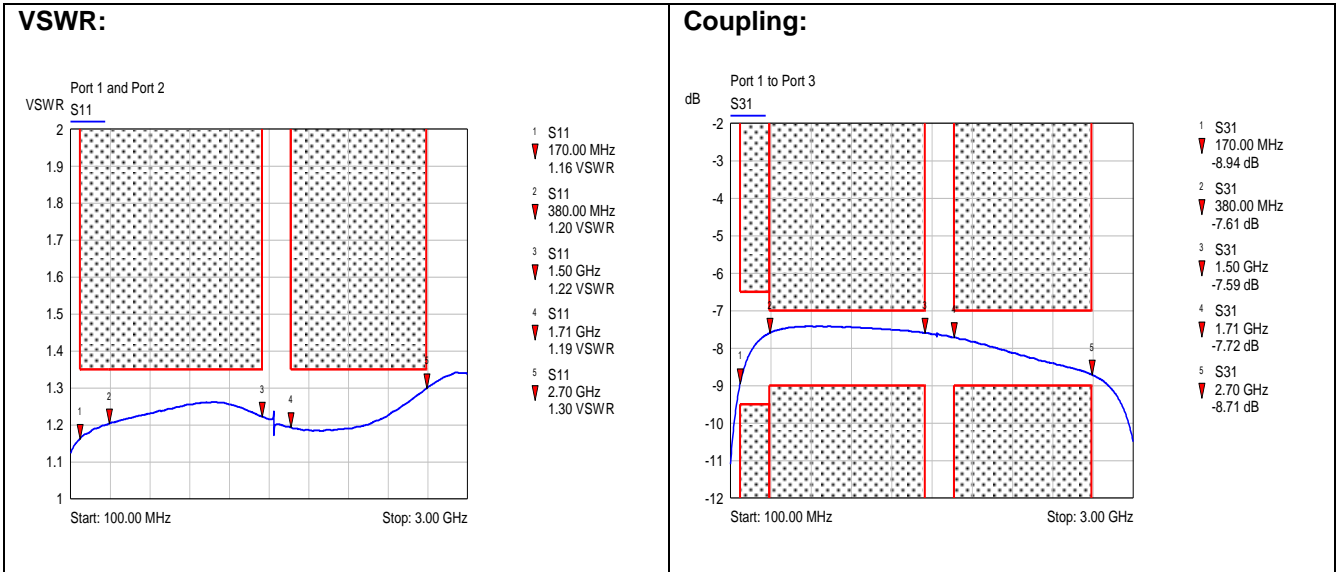
Dimensions:

(Modifications reserved!)



SPINNER GmbH | This document is proprietary to us. All rights reserved. Any use, transfer, or reproduction of this document or the know-how contained therein requires our express consent.

Measurements:



This document is proprietary to us. All rights reserved. Any use, transfer, or reproduction of this document or the know-how contained therein requires our express consent.

Signal splitting ratios (approximate values, for information only):

