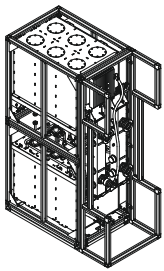
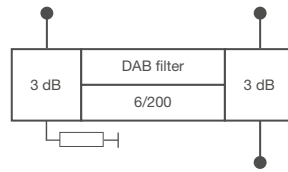
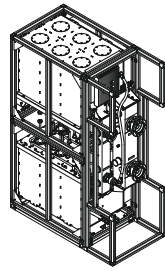


Band 3 DAB CIB Combiners

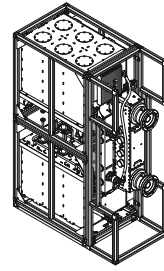
- Compact design
- For 1.54 MHz block width
- Integrated mask filters for DAB and T-DMB
- Adjacent block operation
- Temperature compensated
- Filters with cross coupling (notch function)



BN 576813



BN 576814



BN 576815

Part Number Cooling	BN 576813 Liquid cooling	BN 576814 Liquid cooling	BN 576815 Liquid cooling
Frequency range	174 - 240 MHz		
Block spacing	≥ 0		
Narrowband input	1 5/8" EIA		
Filter type integrated cavities/size	6/200 ≡ BN 617166		
Temperature stability	≤ 1 kHz / K		
Harmonics attenuation	≥ 50 dB for f < 500 MHz		
DAB and T-DMB mask filtering	DAB / T-DMB @ 1.54 MHz (\dot{U}/U_{rms} =13 dB)		
Average input power	≤ 11.0 kW @ 0 – 500m		
Tuning instruction	AS6087		
Insertion loss & mask filtering (alternative tuning on request)	$f_0 \leq 0.6$ dB $f_0 \pm 0.77 \leq 1.4$ dB $f_0 \pm 0.97 \geq 15$ dB $f_0 \pm 1.15 \geq$ n.d. $f_0 \pm 1.75 \geq 45$ dB $f_0 \pm 2.20 \geq 50$ dB $f_0 \pm 3.00 \geq 50$ dB		
Group delay variation	$\Delta\tau \leq 1200$ ns		
Wideband input	1 5/8" EIA	3 1/8" EIA	4 1/2" EIA
Average input power	≤ 14 kW	≤ 30 kW	≤ 60 kW
	Attention: The power at the wideband input must be reduced by 50 % of the power fed into the narrowband input.		
Mask filtering	No		
Insertion loss	≤ 0.1 dB (non adjacent)		
Output	1 5/8" EIA	3 1/8" EIA	4 1/2" EIA
Peak output voltage	≤ 7.7 kV	≤ 12.7 kV	≤ 15.5 kV
Average output power	≤ 13.5 kW	-	-
Isolation between inputs	≥ 35 dB		
VSWR	≤ 1.1		
Dimensions (L x W x H) mm	1080 x 520 x 1420 + 50 mm bottom frame		
Weight	≈ 235 kg		
Liquid cooling interface	Stainless steel tube 12 x 1 mm ending horizontally at the bottom frame		
Environmental conditions	For limitations see „Environmental Conditions for Broadcast Products“.		