
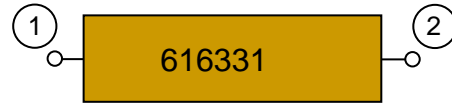


Lowpass Filter



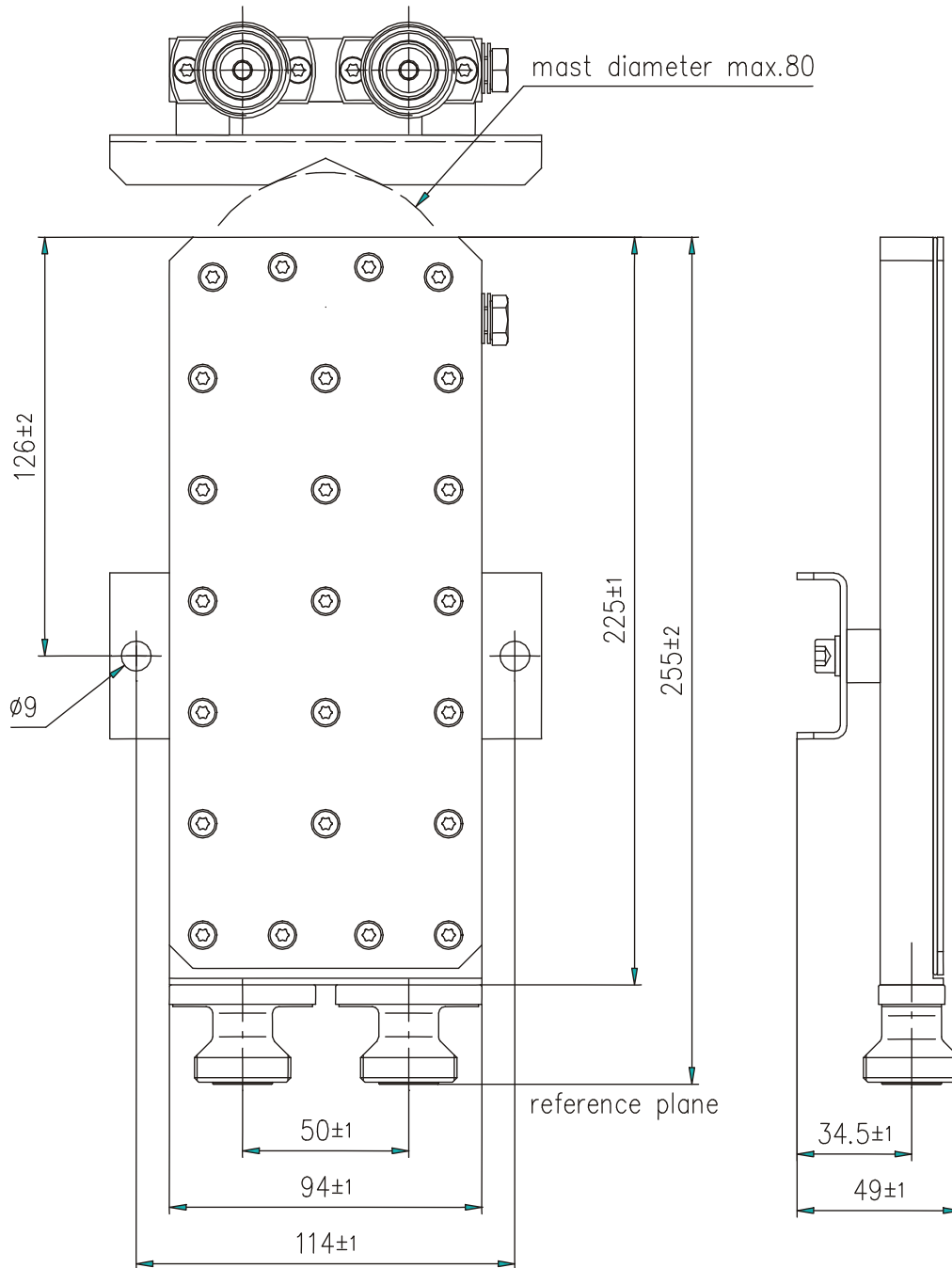
Not Binding



block diagram

Part number	BN 616331	
Connectors	7-16 socket (50 Ohms)	
Frequency range		
Passband	Range 1	0 – 380 MHz
Stopband	Range 2	380 – 500 MHz
	Range 3	800 – 876 MHz
	Range 4	876 – 2200 MHz
Insertion loss	Range 1 and 2	≤ 0.2 dB
Stopband rejection	Range 3	≥ 45 dB
	Range 4	≥ 55 dB
VSWR	Range 1	≤ 1.25
	Range 2	≤ 1.14
Change group delay	Range 1 and 2	≤ 4 ns typical: ≤ 2 ns
Test voltage	500 V (DC voltage)	
Special feature	DC-by-pass (max.1 A)	
Power rating	150 W max. (CW)	
IM – value	≤ -150 dBc typical: ≤ -160 dBc	
3rd order @ 2 x 20 W		
Degree of protection	IP 65	
Environmental conditions	ETSI EN 300019-1-1 Class 1.2 ETSI EN 300019-1-2 Class 2.3 ETSI EN 300019-1-4 Class 4.1E	
Weight	Approx.1.4 kg	
Dimensions: (LxWxH)	255mm x 130 mm x 49mm	
Paint color	No painting	
Wall / Mast mounting	part of delivery	
Temperature range	-40 °C – +65 °C	

Dimensions:



Measurements:

