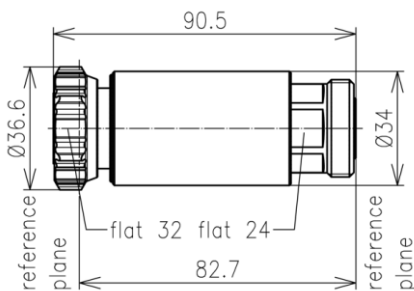
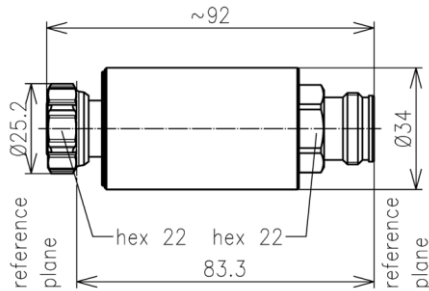


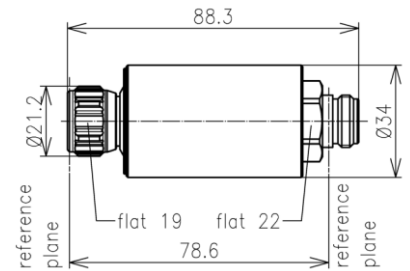
Coaxial DC-Block



BN 766438F001



BN 432067F001



BN 950721F001

all dimensions in millimeter

Radio frequency characteristics

SPINNER GmbH
This document is proprietary to us.
All rights reserved. Any use, transfer, or reproduction of this document
or the know-how contained therein requires our express consent.

Part number	BN 766438F001	BN 432067F001	BN 950721F001
Interface type	7-16 plug / socket (50 Ω) per IEC 61169 4	4.3-10 plug / socket (50 Ω) per IEC 61169 54	N plug / socket (50 Ω) per IEC 61169 16
Intermodulation (IM3) 2x20 W, max.	-160 dBc (typ. -165 dBc)	-160 dBc (typ. -165 dBc)	-155 dBc (typ. -160 dBc)
Configuration	Inner conductor separated		
Frequency range	33 to 4000 MHz 5150 to 6000 MHz		
Insertion loss, max.	0.60 dB (typ. 0.45 dB) @ 33 to 80 MHz 0.25 dB (typ. 0.10 dB) @ 80 to 3800 MHz 0.60 dB (typ. 0.45 dB) @ 3800 to 4000 MHz 0.60 dB (typ. 0.45 dB) @ 5150 to 6000 MHz		
VSWR, max.	2.10 (typ. 1.80) @ 33 to 80 MHz 1.40 (typ. 1.28) @ 80 to 100 MHz 1.30 (typ. 1.22) @ 100 to 300 MHz 1.10 (typ. 1.06) @ 300 to 1880 MHz 1.20 (typ. 1.11) @ 1880 to 2700 MHz 1.25 (typ. 1.19) @ 2700 to 3800 MHz 1.35 (typ. 1.33) @ 3800 to 4000 MHz 1.40 (typ. 1.38) @ 5150 to 6000 MHz		
RF CW power, max. (for VSWR=1,0 at sea level, ambient temperature 40°C)	2000 W @ 33 MHz 1500 W @ 80 MHz 300 W @ 1880 MHz 250 W @ 2700 MHz 130 W @ 3800 MHz 120 W @ 4000 MHz 80 W @ 6000 MHz		
Blocking DC voltage (for VSWR=1,0 at sea level, ambient temperature 20°C)	3000 V		

Coaxial DC-Block

Mechanical characteristics

Inner conductor material / surface finish	copper alloy / silver-plated
Outer conductor material / surface finish	copper alloy / silver-plated
Other metal parts / surface finish	copper alloy / bright nickel-plated
Insulation	PTFE, Polyimide
IP protection	IP67 per EN 60529 (interface connected with appropriate gasket)
Sealing	silicone rubber
Temperature range	-40°C to +55°C
Weight, approx.	0.25 kg