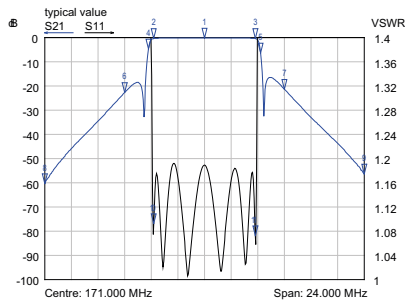
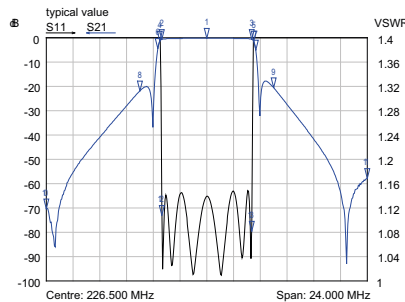


900 W - 1100 W Band 3 DTV Bandpass Filter

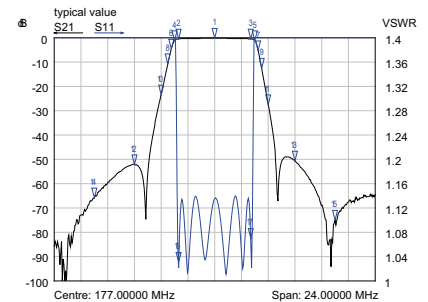
- Mask filter for ATV and DTV
- For 6, 7 and 8 MHz channel bandwidth
- With cross coupling (notch function)
- Tuneable within band 3
- Temperature compensated
- DC block
- Installation standing



Typical diagram AS6164



Typical diagram AS6162



Typical diagram AS6161

Part Number	BN 617190C0010		
Frequency range	174 - 230 MHz		
Number/size of cavities	6/100		
Harmonics attenuation	≥ 50 dB for f ≤ 500 MHz		
Mask filtering	DVB-T @ 8 MHz ($\dot{U}/U_{rms} = 13$ dB)	DVB-T @ 7 MHz ($\dot{U}/U_{rms} = 13$ dB)	ATSC 1.0 @ 6 MHz ($\dot{U}/U_{rms} = 11$ dB)
Average input power	≤ 1.1 kW	≤ 1.0 kW	≤ 900 W
Tuning instruction	AS6164	AS6162	AS6161
Insertion loss & mask filtering (alternative tuning on request)	$f_0 \leq 0.25$ dB $f_0 \pm 0.3805 \leq 0.65$ dB $f_0 \pm 4.20 \geq 4.00$ dB $f_0 \pm 6.00 \geq 20.0$ dB $f_0 \pm 12.0 \geq 55.0$ dB	$f_0 \leq 0.25$ dB $f_0 \pm 3.35 \leq 0.70$ dB $f_0 \pm 3.50 \geq 1.20$ dB $f_0 \pm 3.65 \geq 4.00$ dB $f_0 \pm 5.00 \geq 20.0$ dB $f_0 \pm 12.0 \geq 55.0$ dB	$f_0 \leq 0.30$ dB $f_0 \pm 2.69 \leq 0.50$ dB $f_0 \pm 3.00 \geq 1.10$ dB $f_0 \pm 3.50 \geq 8.00$ dB $f_0 \pm 4.00 \geq 15.0$ dB $f_0 \pm 6.00 \geq 30.0$ dB $f_0 \pm 9.00 \geq 64.0$ dB
VSWR (passband range)	≤ 1.22	≤ 1.17	≤ 1.15
Group delay variation	$\Delta\tau \leq 350$ ns	$\Delta\tau \leq 350$ ns	$\Delta\tau \leq 220$ ns
Temperature stability	≤ 2 kHz / K		
Connectors	7-16 female		
Dimensions (L x W x H) mm	382 x 244 x 590		
Weight	≈ 25 kg		
Environmental conditions	For limitations see „Environmental Conditions for Broadcast Products“.		

Bandpass Filters